

PRODUCT DESCRIPTION


PUR-Guard™ HD-SL is a low odor, 3-component, self-leveling, cementitious aromatic urethane flooring material designed to be the choice alternative to acid brick, quarry tile, and coatings for areas that require abrasion resistance, thermal shock resistance, as well as resistance to chemical attack and slip and falls.

Res-Tek PUR-Guard HD-SL standard system is usually a 3/16" solid color floor broadcast with industrial grade silica sand and sealed with PUR-Guard HD-TC. PUR-Guard HD-SL can also be the body coat of Hybrid systems where Colored Quartz or Colored Flake can be broadcast and sealed with other Res-Tek topcoat resins as a decorative alternative flooring solution.


TYPICAL USES

Res-Tek's PUR-Guard HD-SL is ideal for food and beverage processing facilities, commercial kitchens, thermal shock areas, and wet process areas including: dairies, breweries, and wineries.


Available in several standard colors:




P-21 (Gray)




P-22 (Dark Gray)



P-23 (Black)



P-24 (Red)



P-25 (Green)



P-27 (Beige)



P-28 (Chocolate)

PHYSICAL CHARACTERISTICS

Compressive Strength (ASTM C 579):

5,800 psi

Tensile Strength (ASTM C 307):

950 psi

Modulus of Elasticity:

19,500 (lb. / sq. in.)

Impact Resistance:

No visible damage at minimum 160 in.-lb.

Water absorption:

< 0.1%

Moisture Vapor Transmission Limitations:

Calcium Chloride (ASTM F-1869) 20 lb/1000 sq ft./24 hrs, or 99% RH using in-situ RH probe (ASTM F-2170)

Abrasion Resistance (ASTM D 4060):

20 - 30 mg. loss, CS-17 wheel, 1,000 cycles

Adhesion:

Exceeds the tensile / cohesive strength of concrete

Coefficient of Friction (ASTM D 2047):

Meets or exceeds ADA recommendations

Application Temperature:

60°F - 80°F

Cure Time:

8 - 10 hours @ 70°F recoats/light traffic, 24 hours @ 70°F full service

Service Temperature Range:

-40°F - 220°F

YIELD

One HD-SL kit yields: 30 - 33 sq. ft. @ 3/16", or 25 - 28 sq. ft. @ 1/4"

RES-TEK INC.

110 Riverside Drive SW
Cartersville, Georgia 30120

P. 888.ResTek1 (888.737.8351)

www.Res-Tek.net



STANDARD PACKAGING

PUR-Guard HD-SL is sold in kits consisting of: 1 gallon container Part A (partially filled), 1 gallon container Part B (partially filled), 46.4 lb bag of filler, 1 pigment pack.

SURFACE PREPARATION

To provide a lasting bond, the substrate must be thoroughly cleaned of grease, oils, curing membranes, wax, or any other contaminants. The substrate surface must be dry and free of laitance and unsound concrete. Floor surfaces receiving Res-Tek PUR-Guard products must be thoroughly cleaned and prepared by shot blasting or other approved mechanical means.

PRIMING

If concrete out-gassing occurs resulting in surface irregularities, the substrate should be primed with PUR-Guard HD-P primer. The primed area should be allowed to dry tack free before proceeding with the body coat application. Installation of a test patch may be helpful to determine if priming is necessary.

APPLICATION INFORMATION

Mix Only Full Kits, Do Not Split.

Mix in 5 gallon plastic pail using a low speed drill equipped with a spiral mixing blade. Refer to product labeling or mixing chart for exact instructions. Add Part A to mixing bucket, add pigment pack and mix until blended, add Part B and mix for 15 - 30 seconds only.

With mixer running, immediately add approximately one quarter of the appropriate filler. Gradually add remainder of filler and mix until blended and lump free. Mixing should take no longer than 2-3 minutes. Apply material to floor immediately after mixing. Spread to specified thickness using a cam rake or gauge rake and / or a steel trowel. Once material is placed, using a magic trowel is optional, but use of a loop roller is necessary to de-aerate and level to desired thickness. Broadcast immediately with Res-Tek approved aggregate of choice.

TOPCOAT

After thorough sweeping and vacuuming, apply PUR-Guard HD-TC topcoat at 80 - 100 sq. ft. per gal.

WARRANTY

Res-Tek Inc. warrants that materials shipped to buyers are free of any defects in material or workmanship according to Res-Tek's published data if used in accordance with Res-Tek's specified application procedure. Res-Tek Inc. shall not be responsible for any claim resulting from failure to utilize product in the manner in which it was intended, and in accordance with Res-Tek's application guidelines. Res-Tek Inc. has no responsibility for application and processing of products.

- This product data sheet was prepared as a general guide only. Please contact your local Res-Tek Representative or our Technical Service department for assistance prior to any application.

RES-TEK INC.

110 Riverside Drive SW
Cartersville, Georgia 30120

P. 888.ResTek-1 (888.737.8351)

www.Res-Tek.net

